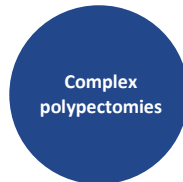


DiLumen™ EZ Glide

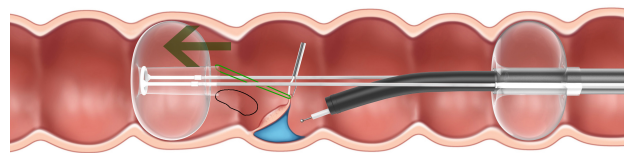
For the endoluminal removal of complex polyps



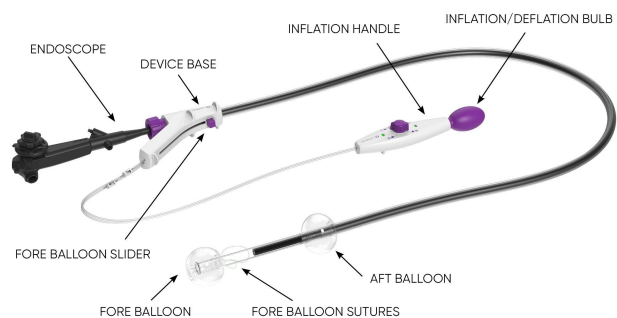
Two balloons fix both the endoscope and the surrounding anatomy and form a therapeutic zone. For you, this means more stability and better visibility during the endoluminal removal of complex polyps, even in difficult locations.

The extendable anterior balloon creates a stable therapeutic zone and flattens the surgical area for submucosal injection and precise removal of the lesion.

The integrated loops of suture material allow controlled, dynamic manipulation and tensioning of the tissue during ESD.



- **37% less time required** for the entire procedure
- DiLumen **facilitates** access to lesions
- **Easy retraction of the endoscope** via the DiLumen shaft
- The posterior balloon provides **gentle endoluminal positioning** that helps to expose tissue planes and **expose hidden polyps in folds and curves**



Article number	Description	Length
D-1001	DiLumen™ EIP with EZ Glide	103 cm
D-1002	DiLumen™ EIP with EZ Glide	130 cm
Scope of delivery per package: 1 unit		